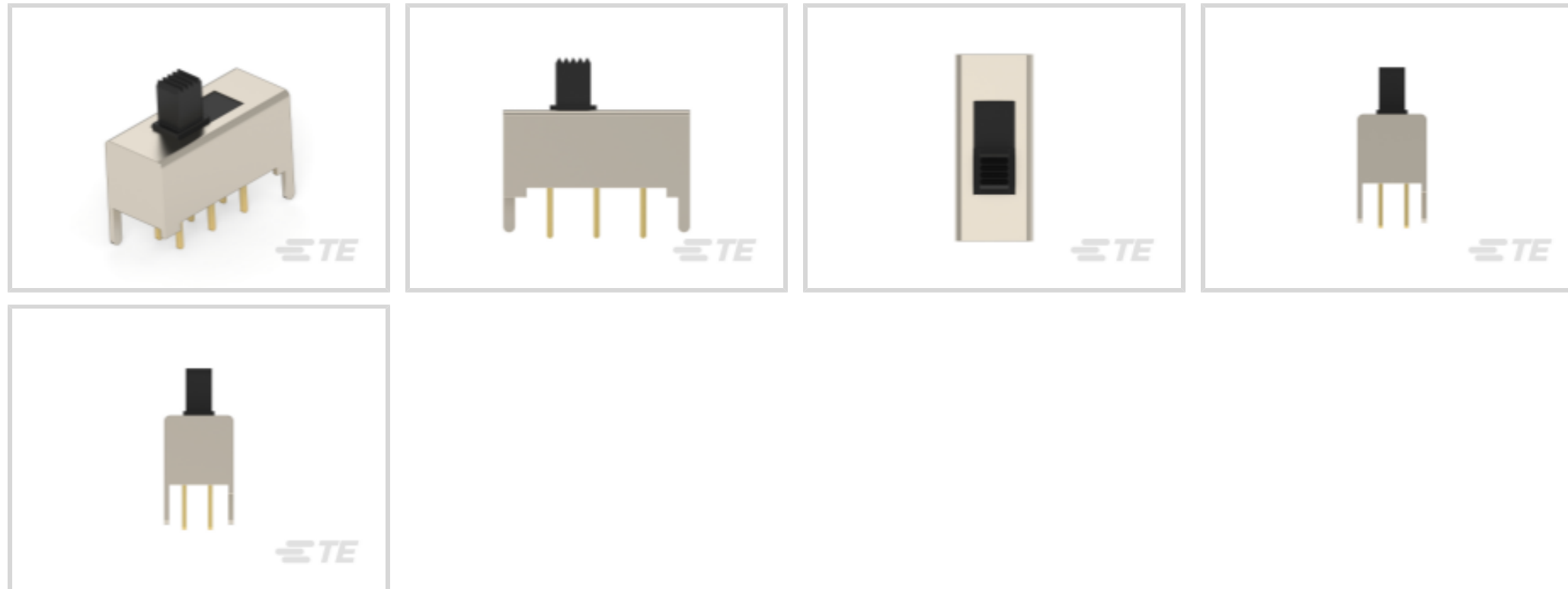




Relays, Contactors & Switches > Switches > Slide Switches



Configuration (Pole-Throw): **Double Pole - Double Throw**

Slide Switch Mounting Angle: **Vertical**

Contact Base Material: **Copper Alloy**

Number of Actuators: **Single**

Number of Slide Switch Positions: **2**

Features

Product Type Features

Threaded Case	Without
Grade	Instrumentation
Switch Type	Slide
Product Type	Switch
Switch Style	Low Profile
Terminal Configuration	Standard
Actuator Style	Lever

Configuration Features

Terminals Connected	5-4, 2-1
Configuration (Pole-Throw)	Double Pole - Double Throw
Number of Actuators	Single
Number of Slide Switch Positions	2
Operating Function	On None On

Electrical Characteristics



Slide Switch Voltage Rating (VDC)	20
-----------------------------------	----

Body Features

Actuator Travel	4 mm[.158 in]
Actuator Material	Thermoplastic
Actuator Color	Black

Contact Features

Contact Base Material	Copper Alloy
Slide Switch Contact Current Rating	.4 A
Switch Contact Plating Material	Gold

Termination Features

Termination Type	PC
------------------	----

Mechanical Attachment

PCB Mount Retention	With
PCB Mount Retention Type	Guide Post
Slide Switch Mounting Angle	Vertical
Slide Switch Mounting Type	Through Hole

Dimensions

PCB Tail Length	3.51 mm[.138 in]
Actuator Length	4.5 mm[.18 in]
Width	6.2 mm[.244 in]
Length	15 mm[.591 in]

Industry Standards

UL Flammability Rating	UL 94HB
------------------------	---------

Packaging Features

Packaging Method	Tray
------------------	------

Product Compliance

[For compliance documentation, visit the product page on TE.com>](#)

EU RoHS Directive 2011/65/EU	Compliant
EU ELV Directive 2000/53/EC	Compliant
China RoHS 2 Directive MIIT Order No 32, 2016	No Restricted Materials Above Threshold
EU REACH Regulation (EC) No. 1907/2006	



Current ECHA Candidate List: JUNE 2022 (224)
 Candidate List Declared Against: JUNE 2022 (224)
 Does not contain REACH SVHC









Halogen Content Low Halogen - Br, Cl, F, I < 900 ppm per homogenous material. Also BFR/CFR/PVC Free

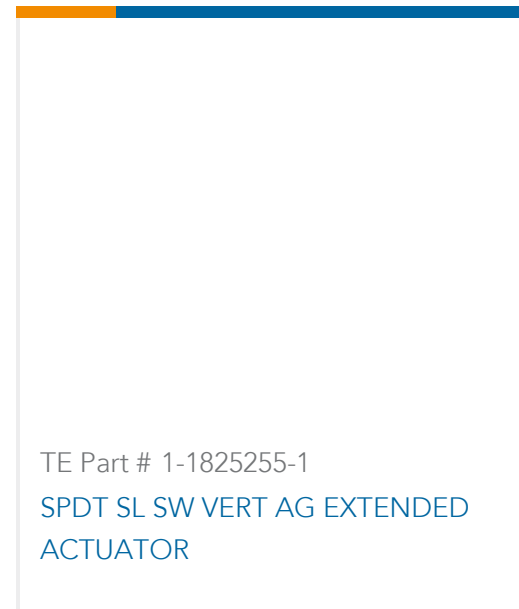
Solder Process Capability Wave solder capable to 265°C

Product Compliance Disclaimer

This information is provided based on reasonable inquiry of our suppliers and represents our current actual knowledge based on the information they provided. This information is subject to change. The part numbers that TE has identified as EU RoHS compliant have a maximum concentration of 0.1% by weight in homogenous materials for lead, hexavalent chromium, mercury, PBB, PBDE, DBP, BBP, DEHP, DIBP, and 0.01% for cadmium, or qualify for an exemption to these limits as defined in the Annexes of Directive 2011/65/EU (RoHS2). Finished electrical and electronic equipment products will be CE marked as required by Directive 2011/65/EU. Components may not be CE marked. Additionally, the part numbers that TE has identified as EU ELV compliant have a maximum concentration of 0.1% by weight in homogenous materials for lead, hexavalent chromium, and mercury, and 0.01% for cadmium, or qualify for an exemption to these limits as defined in the Annexes of Directive 2000/53/EC (ELV). Regarding the REACH Regulation, the information TE provides on SVHC in articles for this part number is based on the latest European Chemicals Agency (ECHA) 'Guidance on requirements for substances in articles' posted at this URL: <https://echa.europa.eu/guidance-documents/guidance-on-reach>

Compatible Parts

 <p>TE Part # 1825255-1 MHS12204=SPDT SL SW VERT AG</p>	 <p>TE Part # 1825289-1 MHS22204=DPDT SL SW VERT AG</p>	 <p>TE Part # 1825289-8 MHS23304=DP3T SL SW VERT AG</p>	 <p>TE Part # 1825255-5 MHS12304=SPDT SL SW VERT AG</p>
 <p>TE Part # 1825255-7 MHS13304=SP3T SL SW VERT AG</p>	 <p>TE Part # 1825289-5 MHS22304=DPDT SL SW VERT AG</p>	 <p>TE Part # 1825290-3 MHS233RA04=DP3T SL SW R/A AG</p>	 <p>TE Part # 1825256-3 MHS133RA04=SP3T SL SW R/A AG</p>



Also in the Series | Alcoswitch MHS



Documents

Product Drawings

[MHS222G04=DPDT SL SW VERT AU](#)

English

CAD Files

Customer View Model

[ENG_CVM_CVM_1825289-2_B1.3d_igs.zip](#)

English

Customer View Model

[ENG_CVM_CVM_1825289-2_B1.3d_stp.zip](#)

English

Customer View Model

[ENG_CVM_CVM_1825289-2_B1.2d_dxf.zip](#)

English

3D PDF

3D



By downloading the CAD file I accept and agree to the [Terms and Conditions](#) of use.

Datasheets & Catalog Pages

[SWITCHES_CORE_PROGRAM_CATALOG](#)

English

Product Environmental Compliance

[Product Compliance](#)

English

[Product Compliance](#)

English